





14TI/16TI


SUPER-DUTY I-BEAM TILT TRAILER

 GVWR: 15,400# (14TI) OR 17,600# (16TI)

 AVAILABLE LENGTHS: 20', 22', 24'

 DECK WIDTH: 83" Between Fenders  WEIGHT: 4,050-4,350#

 TILT ANGLE: 12°

 COUPLER: Bumper Pull & Pintle

BigTex

TRAILERS

