


30SA / 35SA / 35SX


SINGLE AXLE UTILITY TRAILER


BigTex
TRAILERS™


 GVWR: 2,995#

 LOAD CAPACITY: 1902 - 2332#


 LENGTHS: 8', 10' (30SA),
12', 14' (35SA & 35SX)

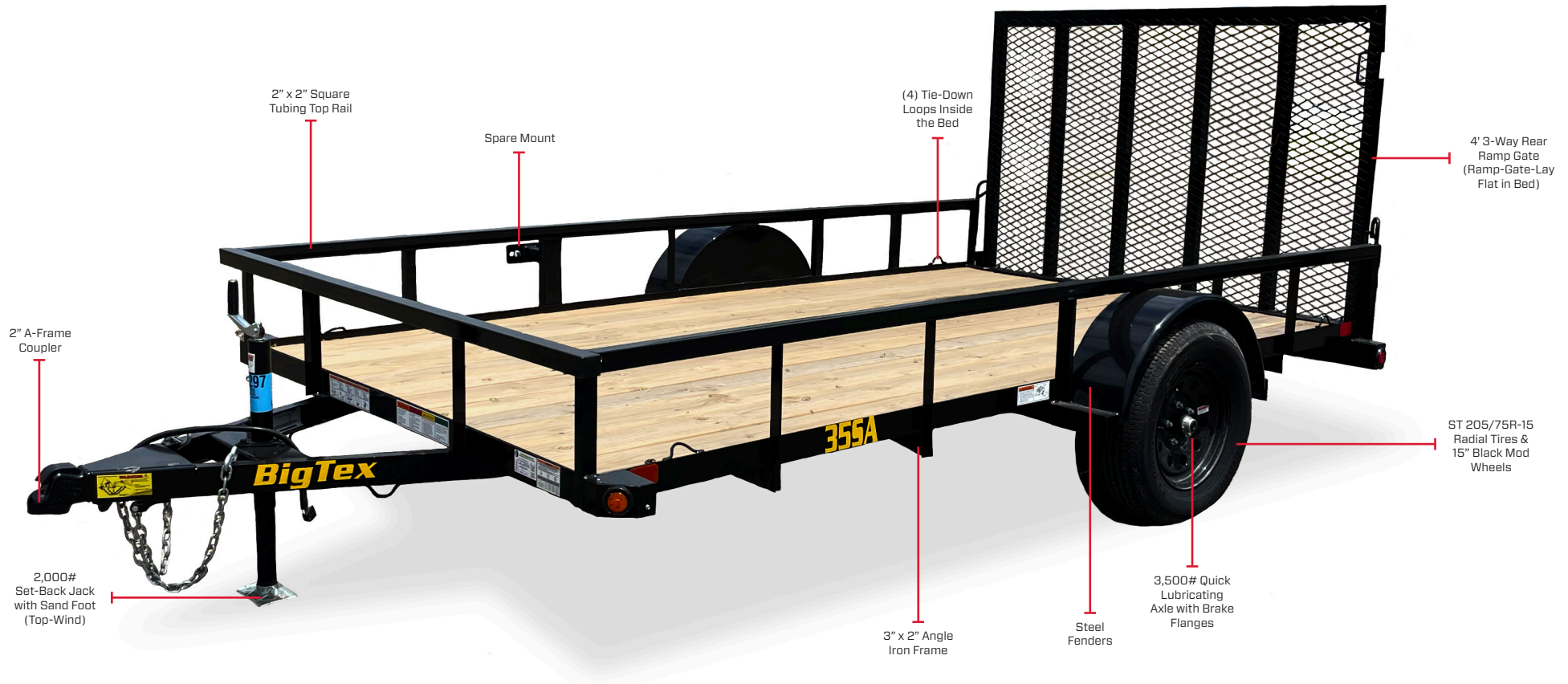
 DECK WIDTH: 60" (30SA),
77" (35SA), 83" (35SX)

 WEIGHT: 663 - 1,093#

 AXLE(S): Tandem (3,500#)

 DECK HEIGHT: 18"

 COUPLER(S): Bumper Pull



ENHANCED STRUCTURE & STRENGTH

These models feature square tubing for increased strength and structure, offering superior resilience compared to typical angle top rails.



DURABLE RADIAL TIRES & PREMIUM BLACK WHEELS

These models come equipped with steel-belted radial tires for enhanced longevity and performance, complemented by stylish premium black wheels.



VERSATILE REAR 3-WAY GATE

The rear ramp gate has 3-functions to make this trailer flexible for whatever you need to do. It is a 4' ramp for loading your equipment, then it latches to become the rear gate or it can be folded in to haul longer cargo.



SET-BACK JACK

The 2,000# Set-Back Jack allows the tailgate of the tow vehicle to be lowered without the top of the jack damaging the tailgate.