

# 25DU

# TANDEM DUAL GOOSENECK DUMP TRAILER


# BigTex TRAILERS

 GVWR: 25,000#

 LOAD CAPACITY: 16,930#

 AVAILABLE LENGTHS: 20'


 BED WIDTH: 92" WIDE


 COUPLER: Goosneck

 CARGO CAPACITY: 23.7 yd<sup>3</sup>

 DUMP ANGLE: 45°

 DUMP SIDE HEIGHT: 48"

 AXLES: Tandem (2 X 10,000#)

 DECK HEIGHT: 41-1/4"



### HANDLES MASSIVE PAYLOADS WITH EASE

The 96"x20"x48" tall box can handle a big load combined with the 45° dump angle will have no issue off-loading the load either.



### DUAL TIRES FOR WORRY-FREE HAULING

The dual tires, combined with the standard spare help ensure you don't get stuck or stopped by what ever the road throws at you.



### EQUIPMENT READY

Standard with 4 D-rings to secure equipment and available ramps, this trailer is ready to get your heavy equipment to the big job.



### EFFORTLESS MAINTENANCE

Our forward self-adjusting brakes make brake maintenance a breeze. The system automatically adjusts the brake shoes as they wear down, eliminating the need for manual adjustments.