






# 70CH | TANDEM AXLE CAR HAULER

 GVWR: 7,000#  **lbs** EMPTY WEIGHT: 1,610 - 2,060#  AVAILABLE LENGTHS: 14' - 20'  BED WIDTH: 83" WIDE  COUPLER: Bumper Pull

# BigTex

TRAILERS®



## AVAILABLE SLIDE-IN RAMP PACKAGE

This model is available with an optional 4' slide-in angle ramp package, helping make loading and unloading cargo and vehicles safe and easy.



## EFFORTLESS MAINTENANCE

Our forward self-adjusting brakes make brake maintenance a breeze. The system automatically adjusts the brake shoes as they wear down, eliminating the need for manual adjustments.



## REMOVABLE FENDERS

This tandem axle car hauler comes equipped with rolled steel fenders. They are bolted on for easy removal and reinstallation, helping provide flexible loading and easy maintenance.



## FLEXIBLE VEHICLE SECUREMENT

The standard stake pockets provide several latching locations to quickly and easily secure your vehicle and other cargo to the trailer.